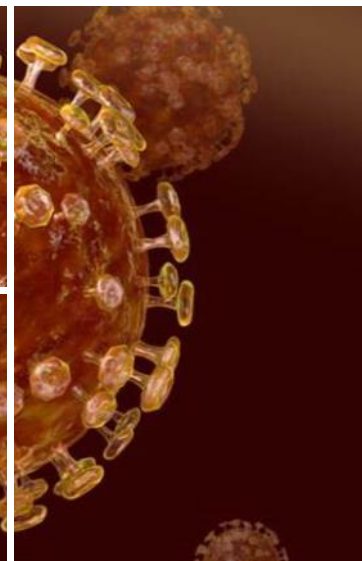
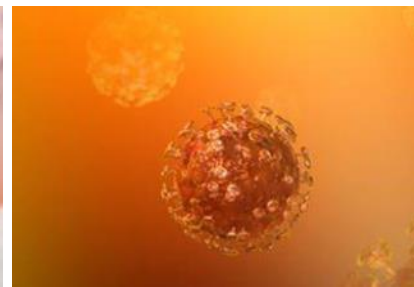




# **CORONAVIRUS DISEASE WEBINAR**

## **WHAT'S NEXT FOR ORGANISATIONS**

**Tuesday, 24 March | 2PM Sydney | 11AM Singapore**



# AGENDA

- COVID-19 situation update for Asia Pacific
- What should we expect next?
- Business continuity plans
  - Evolving with the situation
  - Ensuring compliance
- Live Q&A

# SPEAKERS



**DR IRENE LAI**

Global Medical Director,  
Medical Information  
and Analysis



**JAMES ROBERTSON**

Regional Security Director,  
Travel Security Team

# Situation Update

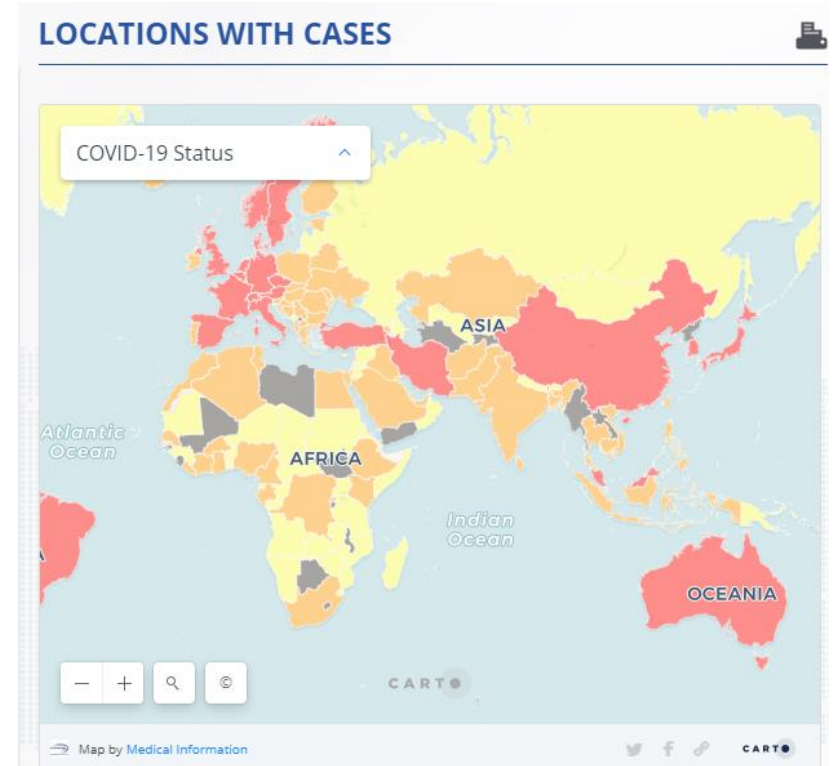
## Pandemic Scenario

Almost every country has now reported confirmed cases

Notable places in Asia Pacific that have not yet reported a case

EVERY location will be impacted

It is expected every location will have an outbreak at some stage



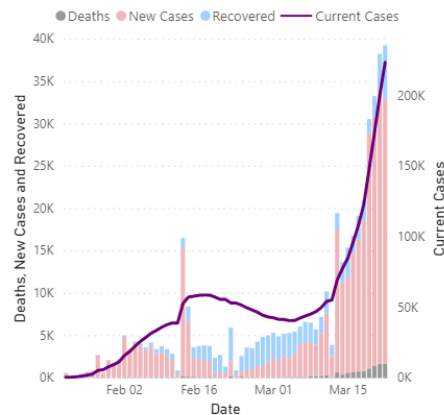
# > 375,000 cases globally

Data available to:	1/22/2020	3/22/2020	Selected Country / Region	Total cases	Current cases	Recovered cases	Deaths
22 March 2020	<input type="text"/>	<input type="text"/>	Multiple/Global	335,955	223,619	97,704	14,632

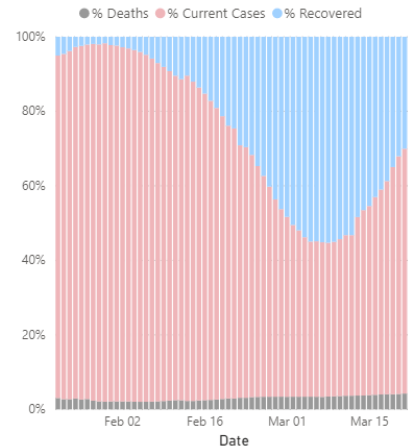
Click a **location** in the table below to filter the graphs to show only that location. Column headings can be *clicked* to sort data.

Country / Region	Total	Current Cases	Recovered	Deaths
Italy	59,138	46,638	7,024	5,476
US	33,272	32,855	0	417
Germany	24,873	24,513	266	94
Spain	28,768	24,421	2,575	1,772
France	16,176	13,296	2,206	674
Iran	21,638	12,022	7,931	1,685
Switzerland	7,245	7,016	131	98
Korea, South	8,897	5,884	2,909	104
China	81,397	5,770	72,362	3,265
United Kingdom	5,741	5,392	67	282
Netherlands	4,216	4,034	2	180
Austria	3,244	3,219	9	16
Belgium	3,401	3,063	263	75
Norway	2,383	2,375	1	7
Sweden	1,934	1,897	16	21
Portugal	1,600	1,581	5	14
Brazil	1,593	1,566	2	25
Denmark	1,514	1,500	1	13
Canada	1,465	1,434	10	21

Daily totals: new confirmed cases, recoveries and deaths.  
Trend line shows total current cases over time.



Percentage of Accumulated cases by category over time



# Asia

**China – mainland** : No new locally-acquired cases several days, but still 1,700 in serious condition.

39 imported cases - Beijing / Shanghai / Fujian, Guangdong, Shandong, Gansu, Zhejiang, Henan, Chongqing

**Hong Kong / Macao / Taiwan** : Majority of new cases imported

**Singapore**: apparent steep rise in new cases but majority imported

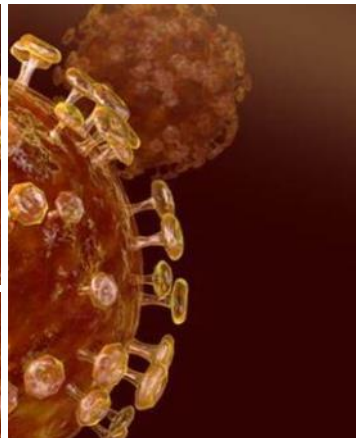
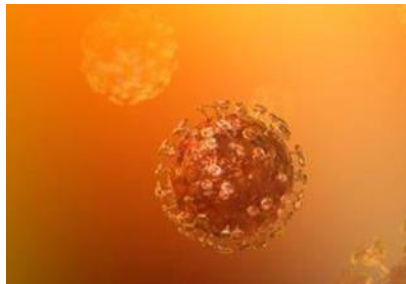
**Malaysia**: > 1,500 cases. Many are linked to mass gathering at mosque in KL end Feb.

**Indonesia**: cases confirmed in 20 provinces. Local transmission in Jakarta (and other areas) 8% mortality

**Philippines**: > 380 cases steep rise since 1<sup>st</sup> week March

# VIRUS, DISEASE, TREATMENT & VACCINE

- Transmission
  - Asymptomatic?
  - Air?
  - Goods?
- Symptoms?
- Re-infection?
- Treatment
  - Sunlight?
  - Cure?
- Vaccine timeline?





## **PUBLIC HEALTH MEASURES**

Too much?  
Too little?  
Too early?  
Too late?



# WHAT CAN WE DO

- Personally
- Organisational level
- Supporting your people in isolation / quarantine and working from home





# Travel Restrictions

- Rapidly changing
- International and domestic restrictions
- Wide variety of regimes in place
- Some reversal of policies



# Advice

- Defer non-essential travel
- Returning travelers and expats
- Responses by our client organisations

# SECONDARY ISSUES

## Other security implications

- Social and political unrest
- Geopolitical implications
- Airline operations
- Local national considerations
- International SOS reports and alerts





# Q&A NOW OPEN

## THANK YOU FOR ATTENDING

Webinar recording and materials will  
be emailed within three business days.

For any further enquiries, please contact:  
[apacinfo@internationalsos.com](mailto:apacinfo@internationalsos.com)

[HTTPS://PANDEMIC.INTERNATIONALSOS.COM/2019-NCOV](https://pandemic.internationalsos.com/2019-ncov)